



全漢企業股份有限公司


外觀圖

料號 : 9PA4001004,(FSP400-60THN,(F061),PC,ATX,S,W/NK,W/IO,WO/O,W/SS,FSP,WO/P
FC,4L1S,INTEL,WO/AUTO,9PA4001000,RD1)
版次 : 1
文件編號 : OAD04018910
附件版本 : 1
研發部門 : RD1
作者 : 陳雅慧/amy
Model No/Type : 9PA3001205
機密 : N
表單編號 : 7000P-0111
發行日期 : 2004/7/1-16:28:52
備註 :




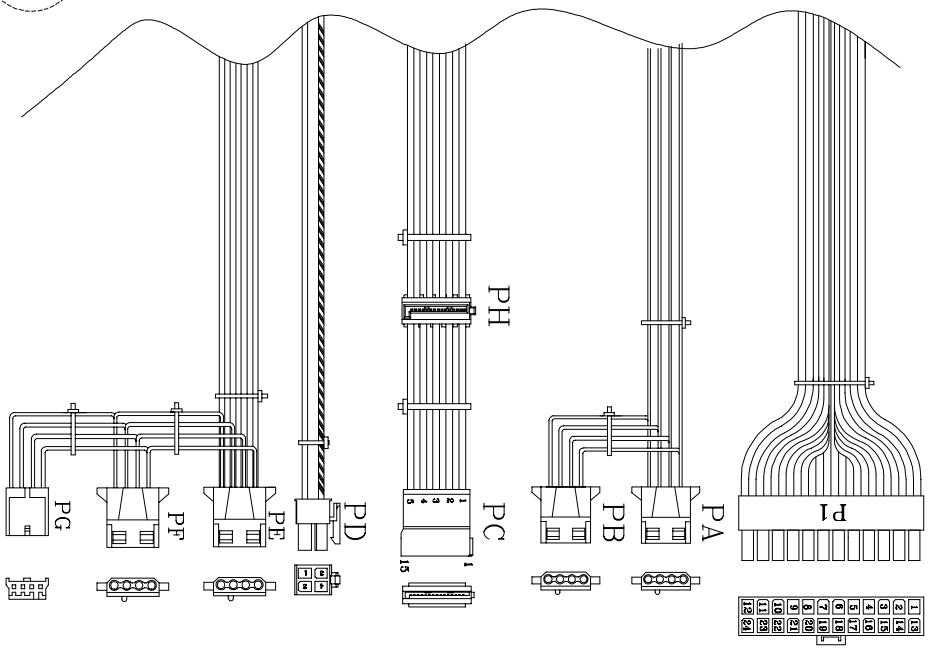
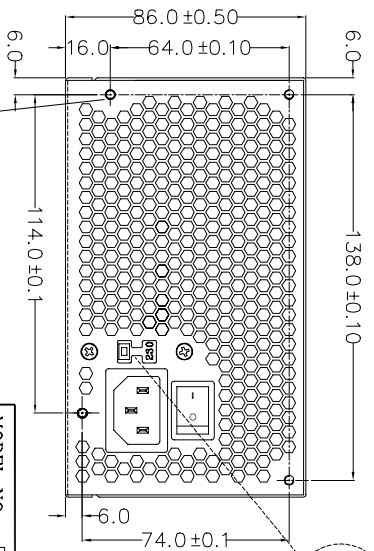
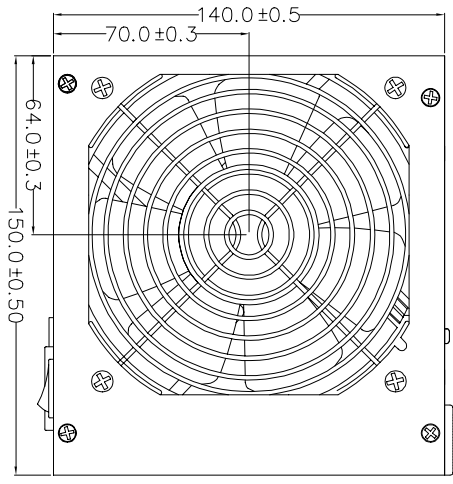
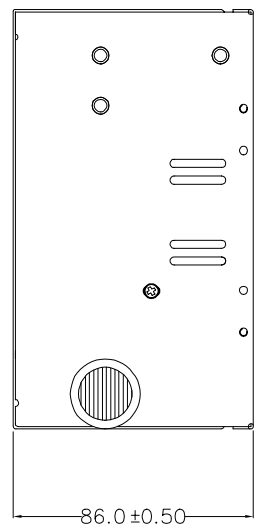
單位	姓名	單位	姓名	單位	姓名
安規 1	Chow 周懿慧	產品工程 1	Jhon 黃銀山	主管	Phc 陳炳旭

REF. ID.	PIN NO.	SIGNAL	WIRE COLOR	GAUGE	CONNECTOR TYPE	CABLE LENGTH
P1	1	+3.3VDC	ORANGE	18	MOLLEX 39-01-2240 or EQIV.	500±20mm -10
	2	+3.3VDC	ORANGE	18		
	3	COM	BLACK	18		
	4	+5VDC	RED	18		
	5	COM	BLACK	18		
	6	+5VDC	RED	18		
	7	COM	BLACK	18		
	8	PW-OK	GRAY	18		
	9	+5Vsb	PURPLE	18		
	10	+12VDC	YELLOW	18		
	11	+12VDC	YELLOW	18		
	12	+3.3VDC	ORANGE	18		
	13	+3.3VDC	BROWN	20		
	14	-12VDC	BLUE	24		
	15	COM	BLACK	18		
	16	PS-ON	GREEN	24		
	17	COM	BLACK	18		
	18	COM	BLACK	18		
	19	COM	BLACK	18		
	20	+5VDC	RED	18		
	21	+5VDC	RED	18		
	22	+5VDC	RED	18		
	23	+5VDC	RED	18		
	24	COM	BLACK	18		
PA	1	+12V	YELLOW	18	AMP -1-480424-0380±20mm -10 or BQIV.	
	2	COM	BLACK	18		
	3	COM	BLACK	18		
	4	+5V	RED	18		
	5	+12V	YELLOW	18		
PB	1	+12V	YELLOW	18	AMP -1-480424-0200±10mm or BQIV.	
	2	COM	BLACK	18		
	3	COM	BLACK	18		
	4	+5V	RED	18		
PC	1	+12V	YELLOW	18	SERIAL ATA 200±10mm	
	2	COM	BLACK	18		
	3	+5V	RED	18		
	4	COM	BLACK	18		
	5	+3.3VDC	ORANGE	18		
PD	1	COM	BLACK	18	MOLLEX 99-01-2040±510±20mm -10 or BQIV.	
	2	COM	BLACK	18		
	3	+12V	YEL/BLK	18		
	4	+12V	YEL/BLK	18		
PE	1	+12V	YELLOW	18	AMP -1-480424-0380±20mm -10 or BQIV.	
	2	COM	BLACK	18		
	3	COM	BLACK	18		
	4	+5V	RED	18		
PF	1	+12V	YELLOW	18	AMP -1-480424-0200±10mm or BQIV.	
	2	COM	BLACK	18		
	3	COM	BLACK	18		
	4	+5V	RED	18		
PG	1	+12V	YELLOW	22	AMP 171922-4 or BQIV.	
	2	COM	BLACK	22		
	3	COM	BLACK	22		
	4	+5V	RED	22		
PH	1	+12V	YELLOW	18	WST p5-1120200 390±20mm -10 or BQIV.	
	2	COM	BLACK	18		
	3	+5V	RED	18		
	4	COM	BLACK	18		



NOTE:
1. ALL THE LENGTH OF
OUTPUT WIRES EXCLUDE HOUSING.

UNIT:mm



P/N.:9PA4001004

MODEL NO. : FSP400-60THNK(F061)	TITLE: ASSY	SHEET: 1 OF 1	REV:01
APPROVE	PE	DRAWN	DATE
INTERIOR COUNTERSIGN:			JUL.01.2004

Mechanical Drawing(外觀/機構圖)表單編號7000P-0111