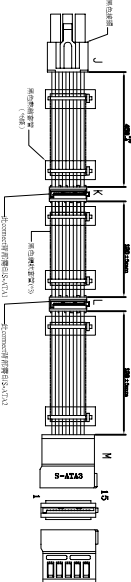
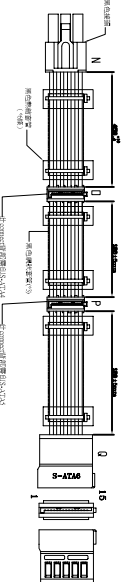
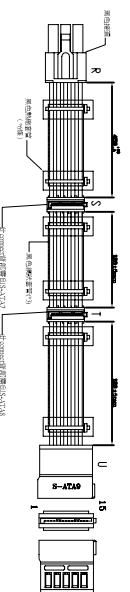
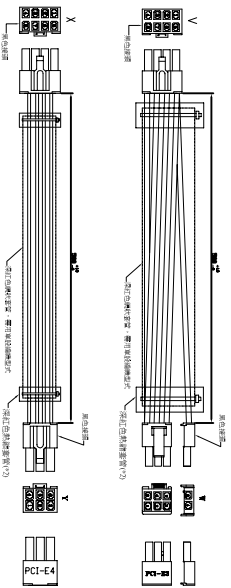
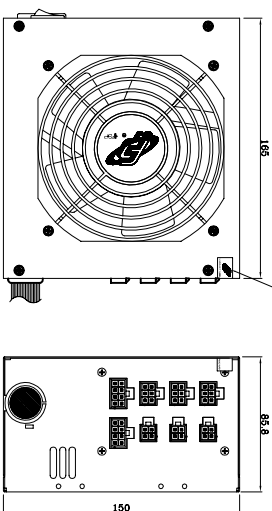

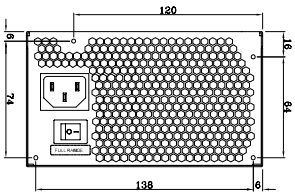


CASE顏色為PANTONE#2738C加亮粉及亮光漆


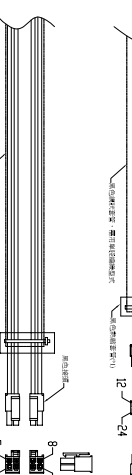
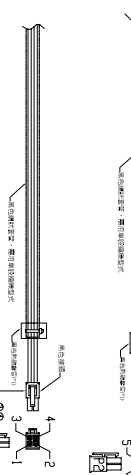
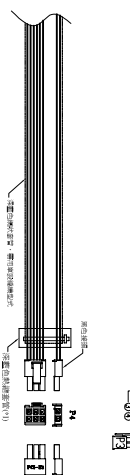
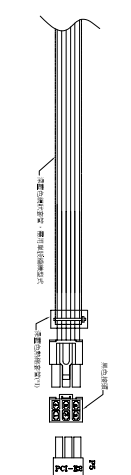
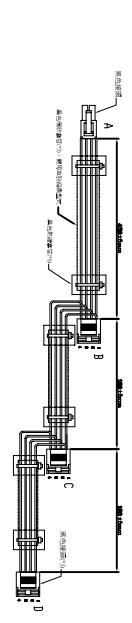
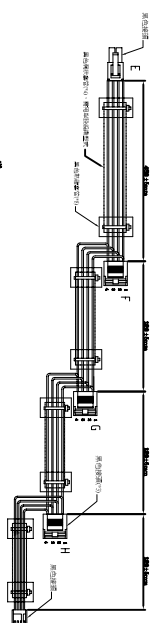
REF. ID	PN	SIGNAL	WIRE COLOR	GAUGE	CONNECTOR TYPE	CABLE LENGTH
P1	1	+3.3V	ORANGE	18	Casting-44P or EQUIV.	500±20 mm
	2	+3.3V	ORANGE	18		
	3	COM	BLACK	18		
	4	+5V	RED	18		
	5	+5V	RED	18		
P2	6	PS-ON	GRAY	18	MOLAX 39-01-2040500±20 mm or EQUIV.	500±20 mm
	7	PS-ON	GRAY	18		
	8	PS-ON#	GREEN	24		
	9	+3.3V	ORANGE	18		
	10	+3.3V	ORANGE	18		
	11	+12V	YELLOW	18		
	12	+3.3V	ORANGE	18		
	13	+3.3V	ORANGE	18		
	14	+3.3V#	BROWN	24		
	15	COM	BLACK	18		
P3	16	PS-ON	GREEN	24	MOLAX 39-01-2040500±20 mm or EQUIV.	500±20 mm
	17	COM	BLACK	18		
	18	COM	BLACK	18		
	19	COM	BLACK	18		
	20	COM	BLACK	18		
	21	+5V	RED	18		
	22	+5V	RED	18		
	23	+5V	RED	18		
	24	COM	BLACK	18		
	P4	1	COM	BLACK		
2		COM	BLACK	18		
3		COM	BLACK	18		
4		COM	BLACK	18		
5		+12V	YEL./BLUE	18		
P5	6	+12V	YEL./BLUE	18	MOLAX 39-01-2040500±20 mm or EQUIV.	500±20 mm
	7	+12V	YEL./BLUE	18		
	8	+12V	YEL./BLUE	18		
	9	+12V	YEL./BLUE	18		
	10	+12V	YEL./BLUE	18		

\* 12V Output Distribution List

12V1	P2,P3
12V2	P4,P5
12V3	P1, A-U
12V4	V-Y



TS/PE規格  
規格書: QG-12-08  
圖面文件



UNIT: mm

MODEL NO. : EVEREST 900	TITLE: ASSY	SHEET: 1 OF 1	REV: 01
R&D(8)	PE	CHECKED	DESIGN
INTERIOR COUNTERSIGN:			
			DATE
			FEB.12.2007
			賴俊佑