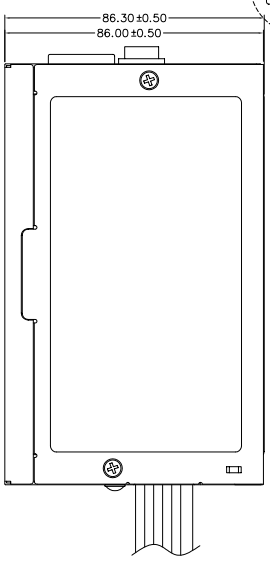
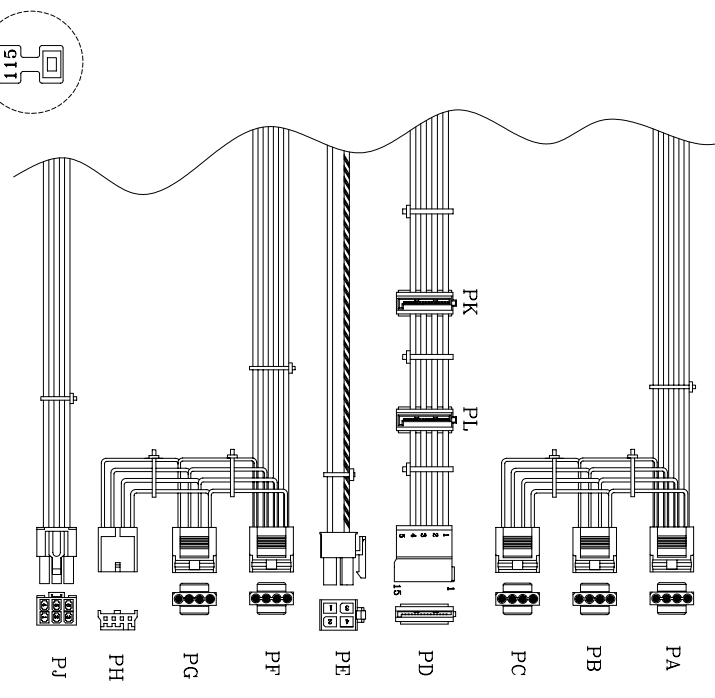
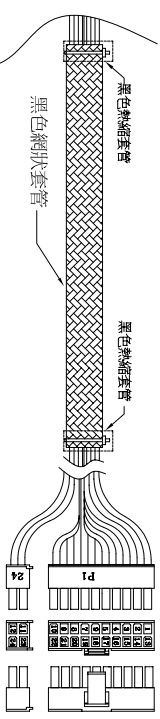
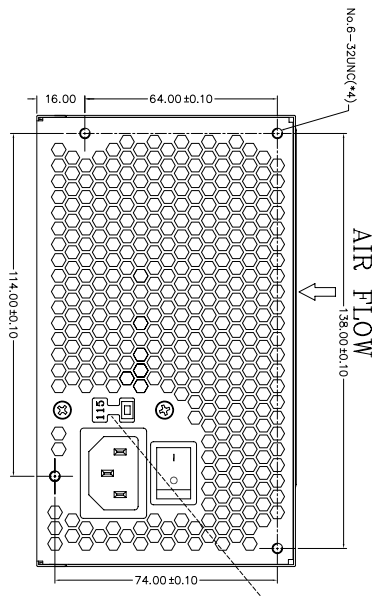
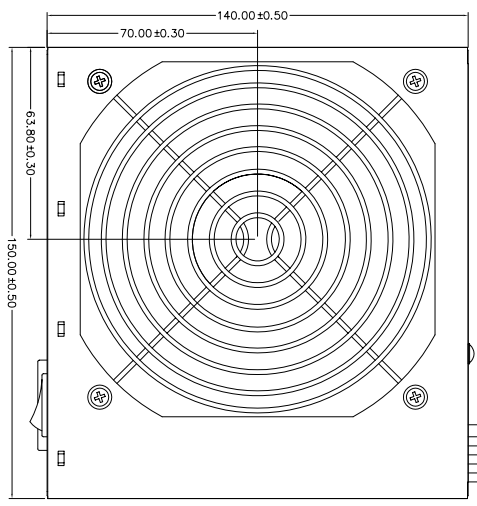
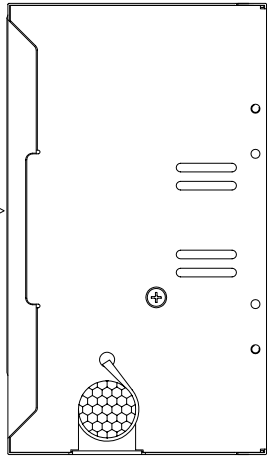
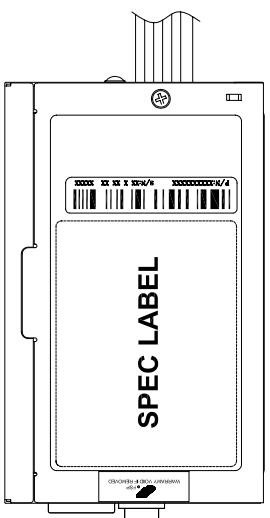


REP. ID. NO.	PIN	SIGNAL	WIRE COLOR	GUAGE	CONDUCTOR TYPE	LENGTH
P1 /24	1	+3.3VDC	ORANGE	20	AWG#24-30 or equivalent	390±30mm -10
	2	+3.3VDC	ORANGE	20		
	3	5VDC	BLACK	20		
	4	5VDC	RED	20		
	5	5VDC	RED	20		
	6	+5VDC	RED	20		
	7	COM	BLACK	20		
	8	5V+SB	GRAY	24		
	9	+5V+SB	PURPLE	20		
	10	+5V+SB	YELLOW	20		
	11	+3.3VDC	ORANGE	20		
	12	+3.3VDC	ORANGE	20		
	13	5V+SB	BROWN	24		
	14	5V+SB	BLUE	24		
	15	COM	BLACK	20		
	16	PS-ON	GREEN	24		
	17	COM	BLACK	20		
	18	COM	BLACK	20		
	19	COM	BLACK	20		
	20	COM	BLACK	20		
	21	+5VDC	RED	20		
	22	+5VDC	RED	20		
	23	+5VDC	RED	20		
	24	COM	BLACK	20		
PA	1	+12V	YELLOW	20	MOLEX	300±30mm -10
	2	COM	BLACK	20	P01001	
	3	COM	BLACK	20	(BLACK)	
	4	+5V	RED	20		
PF	1	+12V	YELLOW	20	MOLEX	100±10mm
	2	COM	BLACK	20		
PB	1	+12V	YELLOW	20	MOLEX	100±10mm
	2	COM	BLACK	20		
PC	1	+12V	YELLOW	20	MOLEX	100±10mm
	2	COM	BLACK	20		
PD	1	+12V	YELLOW	20	MOLEX	100±10mm
	2	COM	BLACK	20		
PE	1	COM	BLACK	18	MOLEX	300±30mm -10
	2	COM	BLACK	18		
	3	+12V	YEL./BLK	18	or RQV.	
	4	+12V	YEL./BLK	18		
	5	+12V	YELLOW	22	AMP	100±10mm
PH	1	COM	BLACK	22	AMP	171±22-4 or RQV.
	2	COM	BLACK	22		
	3	+12V	YELLOW	20	C4202H00	300±30mm -10
	4	+12V	YELLOW	20	-2*9PA	
PJ	1	+12V	YELLOW	20	MOLEX	300±30mm -10
	2	COM	BLACK	20		
	3	+12V	YELLOW	20		
	4	COM	BLACK	20		
PK	1	+12V	YELLOW	20	MOLEX	300±30mm -10
	2	COM	BLACK	20		
	3	+12V	YELLOW	20		
	4	COM	BLACK	20		
PL	1	+12V	YELLOW	20	MOLEX	100±10mm
	2	COM	BLACK	20		
	3	+12V	YELLOW	20		
	4	COM	BLACK	20		
	5	COM	BLACK	20		



NOTE:

1. ALL THE LENGTH OF OUTPUT WIRES EXCLUDE HOUSING.
2. 產地標籤依業務指示加貼.

UNIT:mm

MODEL NAME: SAGA ⁺ 450	TITLE: ASSY	SHEET: 1 OF 1	REV:01
PE	DRAWN	DATE	
		APR.13.2007	